

PERSONNEL PLATFORMS

Compact, light weight platforms designed for low level access.

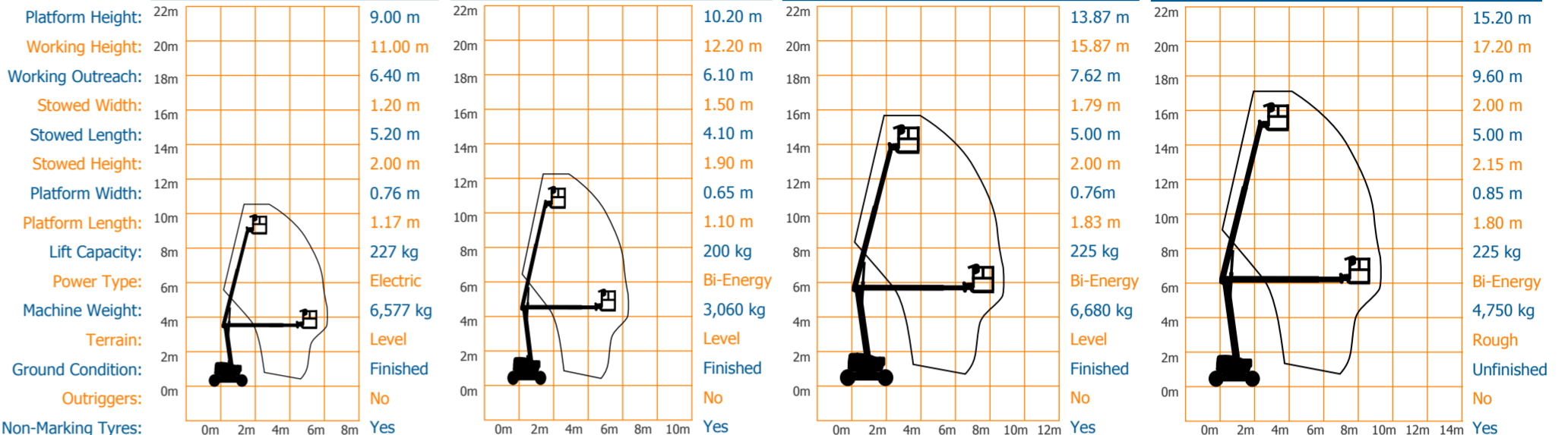
	SKYJACK SJ12	GENIE GR15	SKYJACK SJ16	HAULOTTE STAR10
Platform Height:	3.65 m	4.52 m	4.75 m	8.00 m
Working Height:	5.65 m	6.52 m	6.75 m	10.00 m
Stowed Width:	0.76 m	0.75 m	0.76 m	1.00 m
Stowed Length:	1.37 m	1.35 m	1.37 m	2.62 m
Stowed Height:	1.76 m	1.57 m	1.79 m	1.99 m
Platform Width:	0.69 m	0.75 m	0.69 m	0.70 m
Platform Length:	0.93 m	0.89 m	0.93 m	0.90 m
Platform Extended:	N/A	1.40 m	N/A	3.00 m
Lift Capacity:	227 kg	227 kg	227 kg	200 kg
Power Type:	Electric	Electric	Electric	Electric
Machine Weight:	782 kg	994 kg	966 kg	2,760 kg
Terrain:	Level	Level	Level	Level
Ground Condition:	Finished	Finished	Finished	Finished
Outriggers:	No	No	No	No
Non-Marking Tyres:	Yes	Yes	Yes	Yes



ELECTRIC & BI-ENERGY ARTICULATED BOOMS

Also known as cherry pickers, these machines are capable of reaching up and over obstructions. Being electric or bi-energy means that they can operate in or outdoors.

	GENIE Z-30/20 N	NIFTYLIFT HR12 NBE	NIFTYLIFT HR15 NBE	NIFTYLIFT HR17 HYBRID 4X4
Platform Height:	9.00 m	10.20 m	13.87 m	15.20 m
Working Height:	11.00 m	12.20 m	15.87 m	17.20 m
Working Outreach:	6.40 m	6.10 m	7.62 m	9.60 m
Stowed Width:	1.20 m	1.50 m	1.79 m	2.00 m
Stowed Length:	5.20 m	4.10 m	5.00 m	5.00 m
Stowed Height:	2.00 m	1.90 m	2.00 m	2.15 m
Platform Width:	0.76 m	0.65 m	0.76 m	0.85 m
Platform Length:	1.17 m	1.10 m	1.83 m	1.80 m
Lift Capacity:	227 kg	200 kg	225 kg	225 kg
Power Type:	Electric	Bi-Energy	Bi-Energy	Bi-Energy
Machine Weight:	6,577 kg	3,060 kg	6,680 kg	4,750 kg
Terrain:	Level	Level	Level	Rough
Ground Condition:	Finished	Finished	Finished	Unfinished
Outriggers:	No	No	No	No
Non-Marking Tyres:	Yes	Yes	Yes	Yes



ELECTRIC SCISSOR LIFTS

Designed for lifting straight up and down. Featuring solid non marking wheels and suitable for operation on solid level ground.

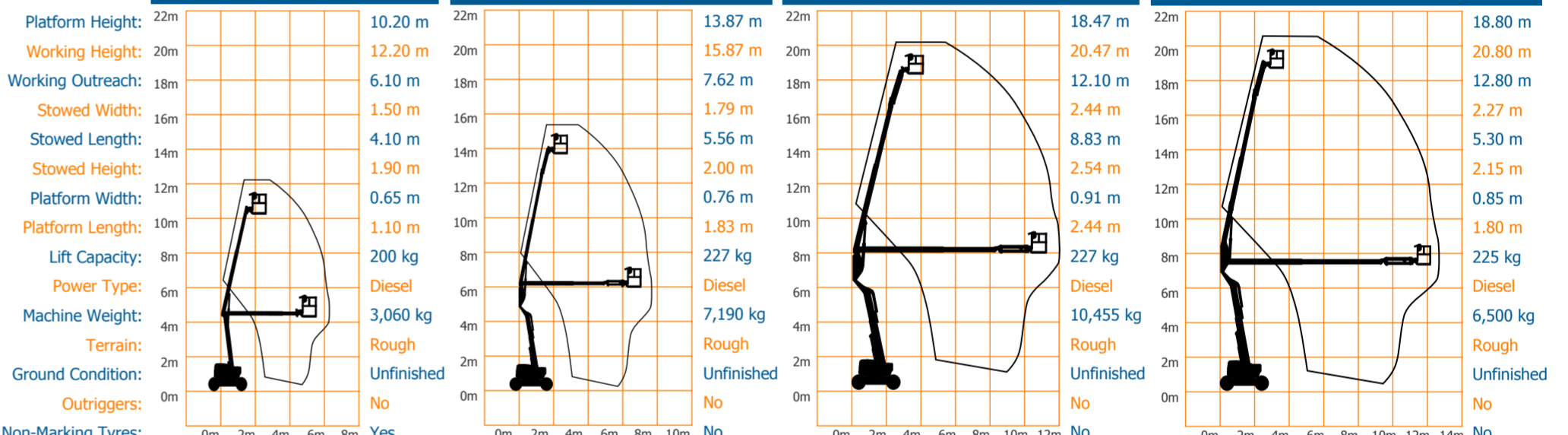
	SKYJACK SJIII 3219	SKYJACK SJIII 3226	SKYJACK SJIII 4632	GENIE GS-4047
Platform Height:	5.80 m	7.80 m	9.80 m	11.75 m
Working Height:	7.80 m	9.80 m	11.80 m	13.75 m
Stowed Width:	0.81 m	0.81 m	1.17 m	1.19 m
Stowed Length:	1.78 m	2.32 m	2.31 m	2.44 m
Stowed Height:	1.64 m	1.79 m	1.88 m	1.88 m
Platform Width:	0.66 m	0.71 m	1.07 m	1.15 m
Platform Length:	1.63 m	2.13 m	2.13 m	2.26 m
Platform Extended:	2.53 m	3.32 m	3.03 m	3.18 m
Lift Capacity:	227 kg	227 kg	318 kg	350 kg
Power Type:	Electric	Electric	Electric	Electric
Machine Weight:	1,170 kg	1,880 kg	2,313 kg	3,221 kg
Terrain:	Level	Level	Level	Level
Ground Condition:	Finished	Finished	Finished	Finished
Outriggers:	No	No	No	No
Non-Marking Tyres:	Yes	Yes	Yes	Yes



DIESEL ARTICULATED BOOMS

Heavy duty cherry pickers with up to 20 metres working height that are capable of driving over rough terrain.

	NIFTYLIFT HR12 4x4	GENIE Z-45/25J RT 4x4	JLG 600AJ	NIFTYLIFT HR21 4X4
Platform Height:	10.20 m	13.87 m	18.47 m	18.80 m
Working Height:	12.20 m	15.87 m	20.47 m	20.80 m
Working Outreach:	6.10 m	7.62 m	12.10 m	12.80 m
Stowed Width:	1.50 m	1.79 m	2.44 m	2.27 m
Stowed Length:	4.10 m	5.56 m	8.83 m	5.30 m
Stowed Height:	1.90 m	2.00 m	2.54 m	2.15 m
Platform Width:	0.65 m	0.76 m	0.91 m	0.85 m
Platform Length:	1.10 m	1.83 m	2.44 m	1.80 m
Lift Capacity:	200 kg	227 kg	227 kg	225 kg
Power Type:	Diesel	Diesel	Diesel	Diesel
Machine Weight:	3,060 kg	7,190 kg	10,455 kg	6,500 kg
Terrain:	Rough	Rough	Rough	Rough
Ground Condition:	Unfinished	Unfinished	Unfinished	Unfinished
Outriggers:	No	No	No	No
Non-Marking Tyres:	Yes	No	No	No



DIESEL SCISSOR LIFTS

Heavy duty scissor lifts that are capable of operating on rough terrain. Featuring rugged tyres and hydraulic outriggers for working on uneven ground.

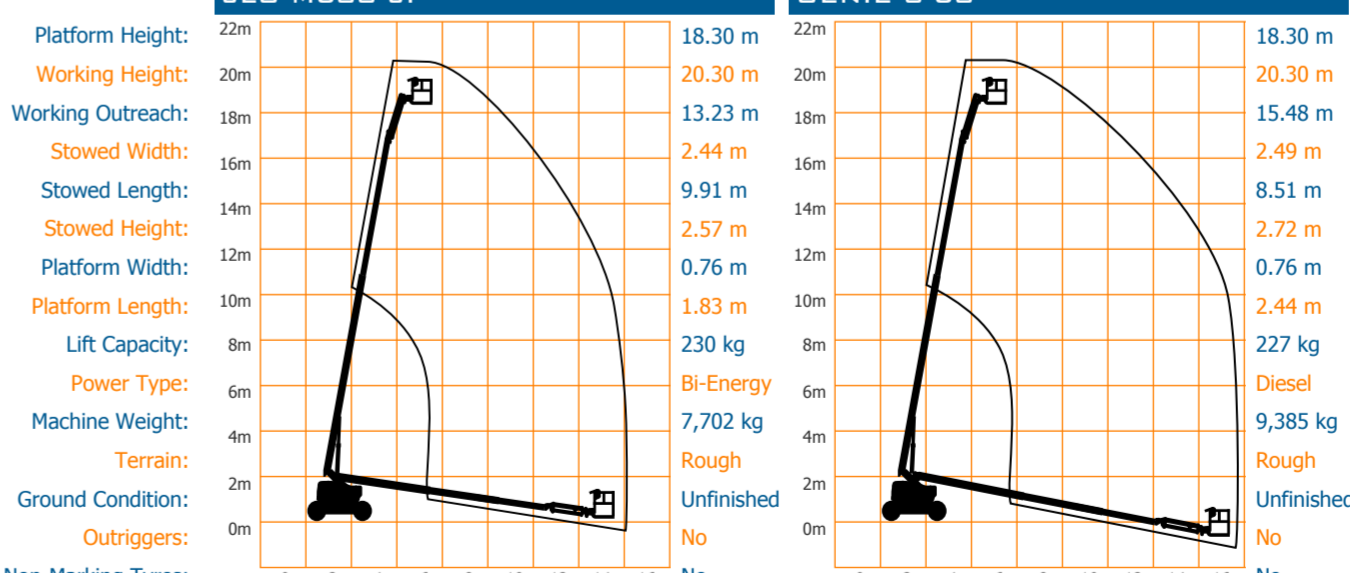
	SKYJACK SJIII 6826	SKYJACK SJIII 6832	GENIE GS-4390	GENIE GS-5390
Platform Height:	7.92 m	9.75 m	13.11 m	16.15 m
Working Height:	9.92 m	11.75 m	15.11 m	18.15 m
Stowed Width:	1.72 m	1.72 m	2.29 m	2.29 m
Stowed Length:	2.72 m	2.72 m	4.88 m	4.88 m
Stowed Height:	1.61 m	1.75 m	2.25 m	2.47 m
Platform Width:	1.42 m	1.42 m	1.83 m	2.29 m
Platform Length:	2.44 m	2.44 m	4.88 m	4.88 m
Platform Extended:	3.96 m	3.96 m	7.38 m	7.38 m
Lift Capacity:	567 kg	454 kg	680 kg	680 kg
Power Type:	Diesel	Diesel	Diesel	Diesel
Machine Weight:	2,903 kg	3,475 kg	6,384 kg	7,639 kg
Terrain:	Rough	Rough	Rough	Rough
Ground Condition:	Unfinished	Unfinished	Unfinished	Unfinished
Outriggers:	Yes	Yes	Yes	Yes
Non-Marking Tyres:	No	No	No	No



DIESEL & BI-ENERGY TELESCOPIC BOOMS

Large stick booms that are ideal when working height is important but articulation is not required.

	JLG M600 JP	GENIE S-60
Platform Height:	18.30 m	18.30 m
Working Height:	20.30 m	20.30 m
Working Outreach:	13.23 m	15.48 m
Stowed Width:	2.44 m	2.49 m
Stowed Length:	9.91 m	8.51 m
Stowed Height:	2.57 m	2.72 m
Platform Width:	0.76 m	0.76 m
Platform Length:	1.83 m	2.44 m
Lift Capacity:	230 kg	227 kg
Power Type:	Bi-Energy	Diesel
Machine Weight:	7,702 kg	9,385 kg
Terrain:	Rough	Rough
Ground Condition:	Unfinished	Unfinished
Outriggers:	No	No
Non-Marking Tyres:	No	No



GREAT RATES WHETHER YOU ARE LOOKING TO HIRE FOR ONE WEEK, ONE MONTH, ONE YEAR OR LONGER. CONTACT US FOR A QUOTE TO SEE HOW MUCH WE COULD SAVE YOU.

